

# TRASHCANS UNLIMITED

THE BEST TRASH CANS AT THE BEST PRICES

---



Durability | Service | Innovation

---

**Proudly Made in America Since 1887**

---

# Legend

## ADA

This product conforms to the Americans with Disabilities Act reach requirements within the accessibility guidelines outlined in Section 4.2 : Space Allowance and Reach Ranges.

# ADA

## Non-Cancelable Non-Returnable

This product is not eligible to be canceled or returned once an order is received by Witt. There will be no exceptions to this policy.



## OSHA

This icon indicates a products is OSHA compliant with standard number 1910.141 for waste disposal containers.



## Quickship

This product is part of our Quickship Program. Order between 1-20 of these items by noon and the product will be shipped within 48 hours.



## New Product

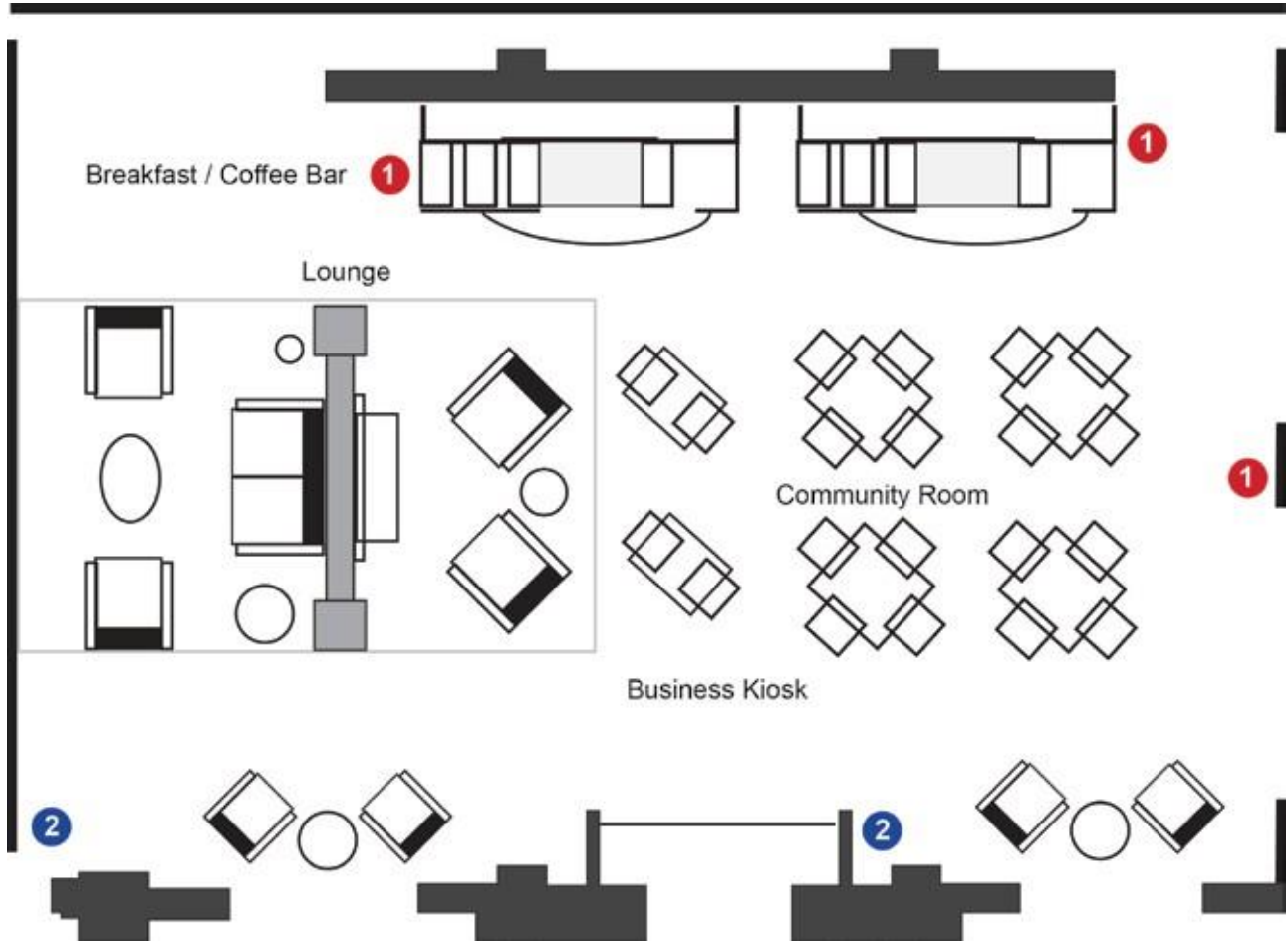
This icon indicates this is a new product in our catalog.



# Table of Contents

01-04.....	Hospitality Floor Plans
05.....	Aluminum Series Standard
06.....	Half Round Series
07.....	Monarch Series
08.....	Granite Series
09.....	Polished Series Standard
09.....	Rectangular Modern
10.....	Stainless Steel Flip Top
11.....	GeoCube Recycling
12.....	Dome Top Polished Metal Recycling
12.....	Aluminum Recycling
13.....	Emoti-Can Recycling
14.....	Oakley Standard
14.....	Oakley Square
15.....	Oakley Urn
15.....	Oakley Lids
16.....	Oakley Benches
17.....	Classic Ash Urn
17.....	Smoker's Mirage
18.....	The Celestial
18.....	Aluminum Series Standard
19.....	The Rookwood
19.....	The Lookout

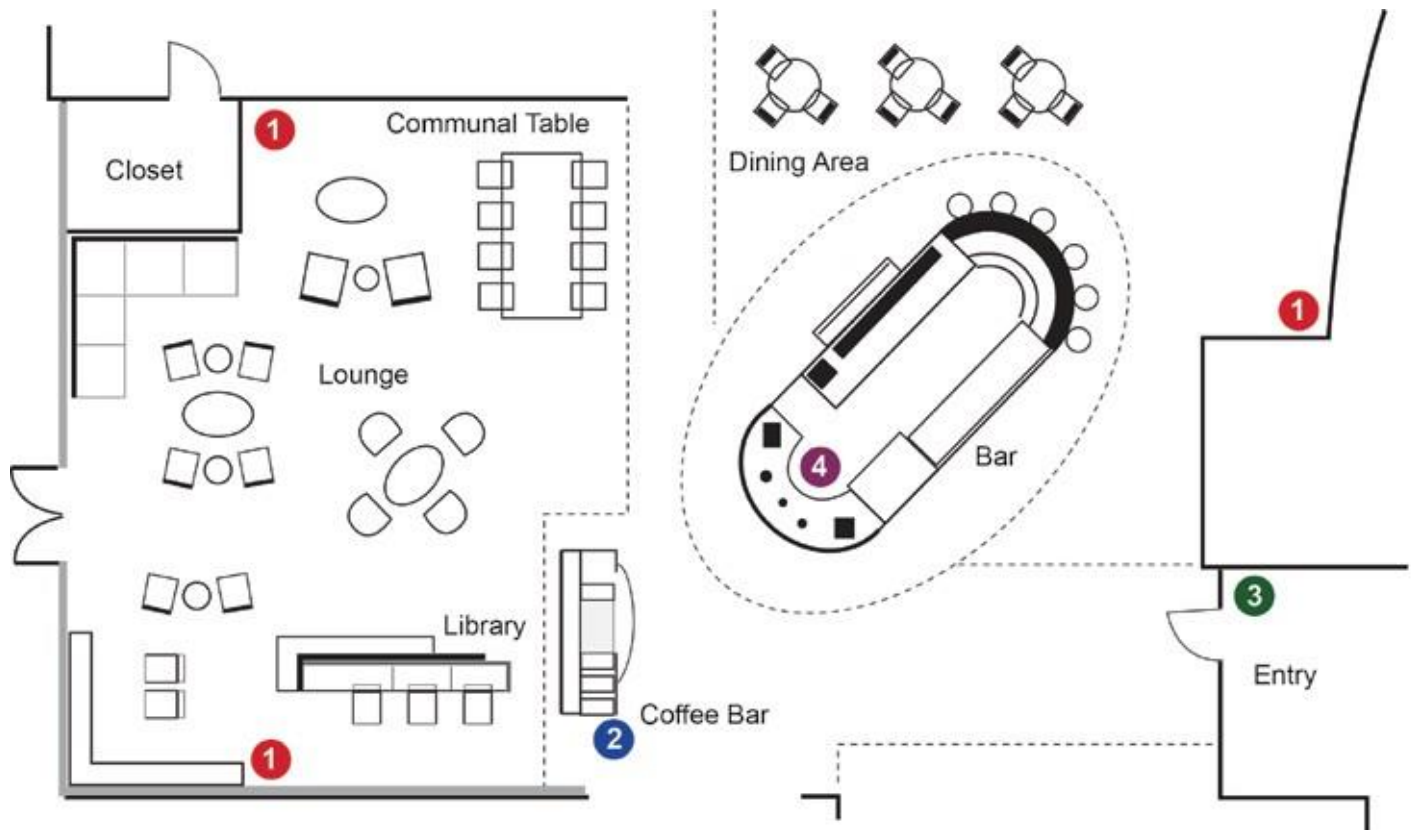
# Hospitality Floor Plans



Aluminum Series: 35 Gal



Aluminum Series: 18 Gal



Aluminum Series: 35 Gal



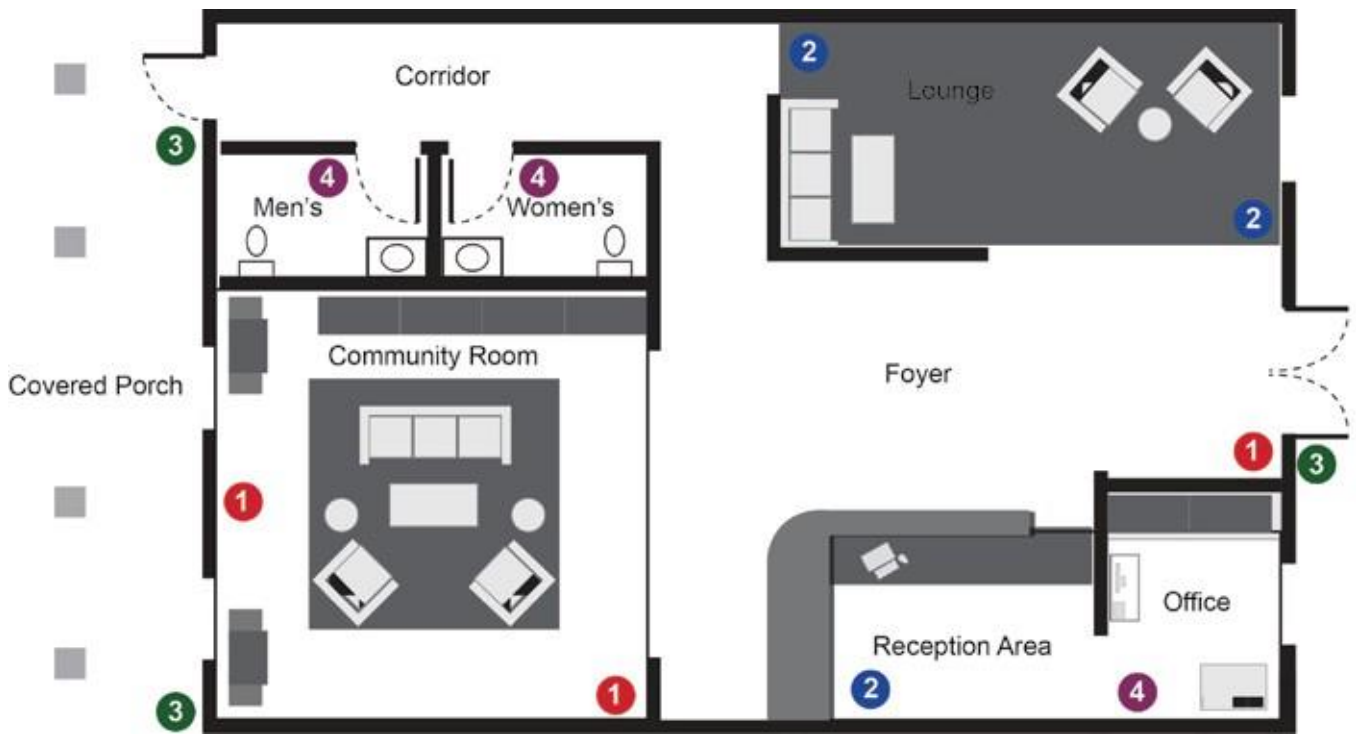
Aluminum Series: 18 Gal



Oakley Standard



Rectangular Modern





Aluminum Series: 35 Gal



Aluminum Series: 18 Gal



Oakley Standard



Stainless Steel Half Round



# Aluminum Series Standard

Adds an upscale and modern look to your facility.

- Made with heavy gauge aluminum
- Corrosion-resistant and fire safe
- Silver vein has a speckled finish that is highly scratch resistant
- Satin finish is free from blemishes and spinning lines
- Reinforced two piece design creates an overlap area that prevents lid failure
- The two-piece design eliminates the visibility of plastic liners
- Comes standard with rigid plastic liner
- Openings measure 8.25" for AL18's and 9" for AL35's





**ADA**



AL35-SVN

AL35-CLR


Item #	Description	Capacity	Dimensions	Weight	Colors
AL18	Aluminum receptacle w/ plastic liner	24 Gal	15" x 30.5"	23 lb	 Silver Vein  Clear Coat
AL35	Aluminum receptacle w/ plastic liner	35 Gal	18" x 32"	35 lb	
AL55	Aluminum receptacle w/ plastic liner	55 Gal	24" x 35"	66 lb	



# Half Round Series

A designer-focused family of receptacles to outfit your entire facility.

- Comes standard with a flat back for tight, space-constrained areas
- An array of finishes including contemporary stainless steel and powder coat
- Crafted with durable, fire-safe steel
- Includes reusable, recyclable plastic liner for maximum efficiency and durability



9HR-SS



9HR-TP



Item #	Description	Capacity	Dimensions	Weight	Colors
9HR	Half-Round wall receptacle	9 Gal	18" x 8.5" x 32"	17 lb	<span style="display: inline-block; width: 10px; height: 10px; background-color: black; border-radius: 50%;"></span> Black <span style="display: inline-block; width: 10px; height: 10px; background-color: #808080; border-radius: 50%;"></span> Stainless Steel <span style="display: inline-block; width: 10px; height: 10px; background-color: #a9a9a9; border-radius: 50%;"></span> Taupe



# Monarch Series

The Witt Monarch Series adds touch of elegance to any decor.

- Four unique and stylish designs
- Crafted with 100% sourced USA fire-safe and recyclable steel
- 15DT and 415DT units come standard with pre-galvanized liner
- Rigid plastic liners available for 21HT and 36HT



ADA



Item #	Description	Capacity	Dimensions	Weight	Colors
15DT	Dome top receptacle w/ galvanized liner	15 Gal	15" x 35"	22 lb	●22 = Black w/ Chrome accents ● 11= Black w/ Brass accents ●44 = Chrome w/ Black accents ○ PM = Polished metal
21HT	Push top hamper and top	21 Gal	15" x 15" x 37"	27 lb	
36HT	Push top hamper and top	36 Gal	19" x 19" x 37"	34 lb	
415DT	Push top w/ galvanized liner	15 Gal	15" x 35"	21 lb	

# Granite Series

The Witt Granite Series is a design focused family of receptacles to outfit your entire facility.

- Features a strong, scratch resistant USA-sourced steel shell
- Comes in an array of stylish, finger print resistant designs and sizes to choose from
- Crafted with fire safe steel for maximum durability



**ADA**



15DT-SVN



AL18-SVN


AL35-SVN

35FT-SVN

415DT-SVN

2000-SVN

3000-SVN

Item #	Description	Dimensions	Weight	Colors
AL18-SVN	Aluminum receptacle w/ plastic liner, silver vein finish	24 Gal	23 lb	 Silver Vein
AL35-SVN	Aluminum receptacle w/ plastic liner, silver vein finish	35 Gal	35 lb	
35FT-SVN	One opening receptacle w/ plastic liner	35 Gal	28 lb	
415DT-SVN	Open top receptacle w/ galvanized liner	15 Gal	21 lb	
15DT-SVN	Dome top receptacle w/ galvanized liner & push door	15 Gal	22 lb	
2000-SVN	Ash urn	N / A	6 lb	
3000-SVN	Ash-n-trash urn w/ galvanized liner	3 Gal	9 lb	



35FTPM

## Polished Series Standard

Adds an upscale and modern fire-safe look to your facility.

- Designed from polished metal steel
- Mirrored chrome finish
- Comes standard with rigid plastic liner



ADA

Item #	Description	Capacity	Dimensions	Weight	Colors
35FTPM	Polished metal receptacle w/ plastic liner	35 Gal	18" x 33"	28 lb	<input type="radio"/> Polished Metal

## Rectangular Modern

Make a statement with a Witt Open Top Monarch Series Receptacle.

- Available in stylish stainless steel for signature style
- 70HTSS option includes drop top flip down lid to hide waste from view
- 70 model features rubber gasket around top opening to protect wall surfaces from scratching and allow for use in tight spaces



70HTSS



70SS

Item #	Description	Capacity	Dimensions	Weight	Colors
70SS	Stainless steel rectangular wastebasket	22 Gal	11" x 20" x 29"	18.5 lb	<input type="radio"/> Stainless Steel
70HTSS	Stainless steel rectangular wastebasket with plastic top	22 Gal	11" x 20" x 29"	19 lb	



15FLPT-SS




Flip-Top Lid

# Stainless Steel Flip Top

Witt's easy to use flip-top lid hides waste, providing an upscale look for any facility.

- Designed from heavy gauge stainless steel for rust-free performance
- Fire safe and corrosion resistant
- Comes standard with galvanized liner
- Easy to use

Item #	Description	Capacity	Dimensions	Weight	Colors
15FLPT-SS	Open top, w/ galvanized liner	15 Gal	15" x 29"	22.5 lb	 Stainless Steel



# GeoCube Recycling

Witt's best-selling, industry leading recycling system, the GeoCube Recycling Series, is perfect for separating waste and recyclables in public areas and encouraging environmentally responsible waste disposal.


- Space efficient receptacles for recycling
- Mix and match GeoCubes for unique combinations
- Compact and fire-safe steel construction
- Each lid comes with one of the following decals:

- 01: "Cans" and "Bottles"
- 02: "Paper" and "Recycle"
- 03: "Waste" and "Recycle"
- 04: "Recycle" (two each)


\*optional "Plastic" and "Glass" available upon request




## Lid Options




01 - round opening



02 - slot opening



03 - waste opening



04 - combo opening

Item #	Description	Capacity	Dimensions	Weight	Lids	Colors
24GC	GeoCube Recycling Unit	24 Gal	15" x 15" x 24"	24 lb	01, 02, 03, 04	
28GC	GeoCube Recycling Unit	28 Gal	15" x 15" x 28"	27 lb	01, 02, 03, 04	
32GC	GeoCube Recycling Unit	32 Gal	15" x 15" x 32"	31 lb	01, 02, 03, 04	
36GC	GeoCube Recycling Unit	36 Gal	15" x 15" x 36"	34 lb	01, 02, 03, 04	

# Dome Top Polished Metal Recycling

Featuring our durable and attractive polished metal 100% recyclable steel body construction with visually striking recycling dometops to promote environmentally responsible behavior.

- Features our strong steel shell body
- Open-top receptacle offers touchless, sanitary recycling and waste disposal
- 100% recyclable galvanized steel liner and recycle decal included
- Available in three color options






415DT-PM-R

415DT-44BK-R

415DT-44BL-R



ADA

Item #	Description	Capacity	Dimensions	Weight	Colors
415DT-PM-R	Polished metal recycling open top, w/galvanized liner	15 Gal	15" x 35"	21 lb	 Polished Metal  Blue  Black
415DT-44R	Polished metal w/ painted dome top and recycle band, blue or black dome	15 Gal	18" x 35"	21 lb	

# Aluminum Recycling

An elegant solution for your indoor recycling needs.

- Designed of heavy gauge aluminum, which is both corrosion resistant and fire-safe
- Available in satin clear coat finish that is free from blemishes and spinning lines
- Reinforced two piece design creates an overlap area that prevents lid failure
- Two piece design creates an overlap area and eliminates the visibility of plastic liners
- Comes standard with rigid plastic liner




AL18-CLR-R

AL35-CLR-R



ADA

Item #	Description	Capacity	Dimensions	Weight	Colors
AL-18-CLR-R	Aluminum recycling receptacle w/ plastic liner	24 Gal	15" x 30.5"	23 lb	 Clear Coat
AL-35-CLR-R	Aluminum recycling receptacle w/ plastic liner	35 Gal	18" x 32"	35 lb	
AL-55-CLR-R	Aluminum recycling receptacle w/ plastic liner	55 Gal	24" x 35"	66 lb	







# Emoti-Can Recycling

Great for companies seeking “green” compliance without sacrificing good design or valuable space.



15RTGN-1H

15RTBL

18RTBK-2H


- Lift off top makes servicing easy
- Stainless steel metal band is provided for superior floor protection
- Comes in two sizes: 15” and 18” diameter, and five different capacities with multiple configurations for maximum customization opportunities
- Choose one opening with one liner, two openings with two liners or three openings with three 100% recycled plastic liners for single, dual or multi-stream recycling
- Three opening units include the following labels: bottles, cans, bottles & cans, recyclables, waste, compost, and paper
- One and two opening units include these labels: cans, bottles & cans, recyclables, waste, compost and bottles

## Lid Options

One opening



Two opening



Three opening



Separate liner for each stream



\*(15RTGN-1H & 15RTBL-1H Only)

Item #	Description	Capacity	Dimensions	Weight	Colors
15RT	Three opening recycling unit, three plastic liners	15.5 Gal	15" x 32"	25.5 lb	
15RT-1H	One opening recycling unit, single galvanized liner	15 Gal	15" x 32"	24 lb	
18RT	Three opening recycling unit, three plastic liners	34.5 Gal	18" x 33"	36.5 lb	
18RT-1H	One opening recycling unit, single plastic liner	23 Gal	18" x 33"	28 lb	
18RT-2H	Two opening recycling unit, two plastic liners	31.5 Gal	18" x 33"	28 lb	



M2401-FT-BN

M3601-FT-BK



## Oakley Standard

Basic slatted receptacles are a staple for any outdoor setting.

- Durable, long-lasting flat bar steel construction is a deterrent for graffiti
- Metal band at the top adds strength
- Available with five lid options: flat top, dome top, rain cap, swing top, and ash urn.
- Durable plastic liner is included with each unit
- Lid attachment kit and an anchor kit are supplied with all units at no extra charge
- Comes standard with built-in leveling feet



## Oakley Square

Enhance your property with the beauty of the Oakley Square receptacle.

- Durable, long-lasting flat bar steel construction is a deterrent for graffiti
- Metal band at the top adds strength
- Durable plastic liner is included with each unit
- Lid attachment kit and an anchor kit are supplied with all units at no extra charge
- Comes standard with built-in leveling feet

Item #	Description	Capacity	Dimensions	Weight	Lids	Colors
M2401	Receptacle w/ plastic liner	24 Gal	23" x 35"	57 lb	FT, DT, RC, AT	<span style="color: green;">●</span> Green <span style="color: brown;">●</span> Brown <span style="color: black;">●</span> Black <span style="color: silver;">●</span> Silver <span style="color: black;">●</span> Textured Black
M3601	Receptacle w/ plastic liner	36 Gal	28" x 36"	95 lb	FT, DT, RC, AT, SWT	
M5001	Receptacle w/ plastic liner	50 Gal	28" x 36"	100 lb	FT, DT, RC, AT, SWT	
M3601-SQ-FT	Square receptacle w/ plastic liner	36 Gal	28" x 28" x 32.75"	130 lb.	FT	

# Oakley Urn

Complement your Oakley receptacle with a stylish, high performance Ash Urn.

- Includes a pre-galvanized steel ash urn insert



M2000GN



M2000BN



M2000BK

Item #	Description	Capacity	Dimensions	Colors
M2000	Urn basket w/ galvanized liner	17" x 36"	42 lb	Green     Brown Black     Silver Textured Black

# Oakley Lids

Our lids are made of a durable pre-galvanized metal and finished with powder coated TGIC paint for a stylish, high performance lid to complement any Witt receptacle.



Flat Top



Rain Cap



Dome Top



Ash Urn Lid



Swing Top

Item #	Description	Dimensions	Weight	Colors
M2401-FTL	Flat top lid	ID = 18.75"	3 lb	Green     Brown Black     Silver Textured Black
M2401-DTL	Dome top lid	ID = 18.75"	5 lb	
M2401-RCL	Rain top lid	ID = 18.75"	6 lb	
M2401-ATL	Ash urn lid	ID = 18.75"	5 lb	
M3601-FTL	Flat top lid	ID = 23.75"	5 lb	
M3601-DTL	Dome top lid	ID = 23.75"	9 lb	
M3601-RCL	Rain cap lid	ID = 23.75"	7 lb	
M3601-ATL	Ash urn lid	ID = 23.75"	7 lb	
SWT55	Swing top lid	ID = 23.75"	7 lb	

# Oakley Benches

The Oakley Collection of benches are great for municipalities, parks, universities, apartments, office complexes and city streets.

- Durable, long-lasting flat bar steel construction is a deterrent for graffiti
- Anchor kit is supplied with all units at no extra charge
- Durable TGIC powder-coated paint finish
- Available in 4, 5, or 6 foot length
- Center arm option available in 6 foot length to deter loitering
- Made in the USA





Item #	Description	Dimensions	Weight	Colors
M4-BCH	Slatted metal bench	48" x 24" x 34"	77 lb	<ul style="list-style-type: none"> <li><span style="display: inline-block; width: 12px; height: 12px; background-color: black; border-radius: 50%; margin-right: 5px;"></span> Black</li> <li><span style="display: inline-block; width: 12px; height: 12px; background-color: silver; border-radius: 50%; margin-right: 5px;"></span> Silver</li> <li><span style="display: inline-block; width: 12px; height: 12px; background-color: green; border-radius: 50%; margin-right: 5px;"></span> Green</li> <li><span style="display: inline-block; width: 12px; height: 12px; background-color: brown; border-radius: 50%; margin-right: 5px;"></span> Brown</li> <li><span style="display: inline-block; width: 12px; height: 12px; background-color: black; border-radius: 50%; border: 1px solid black; margin-right: 5px;"></span> Textured Black</li> </ul>
M5-BCH	Slatted metal bench	60" x 24" x 34"	96 lb	
M6-BCH	Slatted metal bench	72" x 24" x 34"	115 lb	

# Classic Ash Urn

Subtle and understated ash receptacles are perfect for indoor and outdoor use.

- Can be used indoors or outdoors
- 100% USA heavy gauge galvanized steel
- All-steel, fire-safe cigarette receptacle will not melt or burn and does not require sand or water
- Multiple sizes and configurations available
- Includes a pre-galvanized steel ash urn insert





Item #	Description	Capacity	Dimensions	Weight	Colors
2000	Ash urn	N/A	10" x 20"	6 lb	 Silver Vein  Black
3000	Ash-n-trash urn w/ galvanized liner	3 Gal	10" x 25"	9 lb	

# Smoker's Mirage

Our best-selling Smoker's Mirage continues to be a product of choice for neatly containing those ash and cigarette butt by-products in an easy-to-service design. Perfect for casinos, office entrances, restaurants, campuses, and apartment complexes.

- Designed for indoor or outdoor use
- Constructed of heavy gauge steel
- Large capacity 4.5 gallon removable steel container conceals more than 4,000 disposed cigarette butts for maximum capacity and minimal maintenance servicing



Item #	Description	Capacity	Dimensions	Weight	Colors
MSK	Smoker's Mirage	4.5 Gal.	16" x 39"	18 lb	 Black  Hammered Charcoal



## The Celestial

Designed for hospitality and hotel venues, suites in arenas and stadiums, class A office parks, as well as anywhere where high-end style and functionality are required.

- 25 Gallon Capacity
- Brushed stainless steel or powder coated receptacle with perforated holes
- Bag retainer bands included
- Standard with hinged lid
- Optional 21 gallon liner available

Item #	Description	Capacity	Dimensions	Weight	Colors
CL25-SS	Stainless receptacle with perforated holes	25 Gal	15.5" x 15.5" x 30.5"	27 lb	<input type="radio"/> Stainless Steel <input type="radio"/> Black
CL25-BK	Receptacle with perforated holes	25 Gal	15.5" x 15.5" x 30.5"	27 lb	



## Aluminum Series Standard

New 55 gallon capacity will hold more in any facility that needs a modern and upscale look.

- 55 Gallon capacity
- Made with heavy gauge aluminum
- Corrosion-resistant and fire safe
- Reinforced two piece design creates an overlap area that prevents lid failure
- Satin finish is free from blemishes and spinning lines
- The two-piece design eliminates the visibility of plastic liners
- Comes standard with rigid plastic liner
- Opening measures 12" diameter



Item #	Description	Capacity	Dimensions	Weight	Colors
AL55-CLR	Aluminum receptacle w/ plastic liner	55 Gal	24" x 35"	66 lb	<input type="radio"/> Clear Coat




## The Rookwood

Perfect for entrances to grocery stores and C-stores, shopping malls, convention centers and arenas. This receptacle is great anywhere durability and functionality is needed.

- 32 Gallon capacity
- Receptacle comes complete, no assembly required
- Outdoor Receptacle with metal frame and aggregate panels
- Four sided trash opening
- Hinged lid for ease of servicing
- Includes galvanized liner
- Lockable Lid
- Leveling feet included



Item #	Description	Capacity	Dimensions	Weight	Colors
RW32AP-BN	Aggregate receptacle	32 Gal	16" x 39"	77 lb	 Brown




## The Lookout

Designed with safety and security in mind. Perfect for government buildings, transportation areas like airports and train stations, as well as any high traffic areas, stadiums, arenas, or anywhere where security is paramount.

- 55 Gallon capacity
- Clear panels
- Ability to anchor
- Drain holes
- Heavy-duty steel construction
- Retainer band to secure bag liner
- Protective coated base
- Made in the USA



Item #	Description	Capacity	Dimensions	Weight	Colors
SEC55P-BB-FT	Clear paneled receptacle	55 Gal	16" x 39"		 Black

Trashcans Unlimited, LLC | [www.trashcansunlimited.com](http://www.trashcansunlimited.com) | [sales@trashcansunlimited.com](mailto:sales@trashcansunlimited.com) | P: 800-279-3615