


# TRASHCANS UNLIMITED

THE BEST TRASH CANS AT THE BEST PRICES

## **GROCERY STORE & SUPERMARKETS**

---



Durability | Service | Innovation

---

Proudly Made in America Since 1887

---

## Legend

### ADA

This product conforms to the Americans with Disabilities Act reach requirements within the accessibility guidelines outlined in Section 4.2 : Space Allowance and Reach Ranges.

**ADA**

### Non-Cancelable Non-Returnable

This product is not eligible to be canceled or returned once an order is received by Witt. There will be no exceptions to this policy.



### OSHA

This icon indicates a products is OSHA compliant with standard number 1910.141 for waste disposal containers.



### Quickship

This product is part of our Quickship Program. Order between 1-20 of these items by noon and the product will be shipped within 48 hours.



### New Product

This icon indicates this is a new product in our catalog.

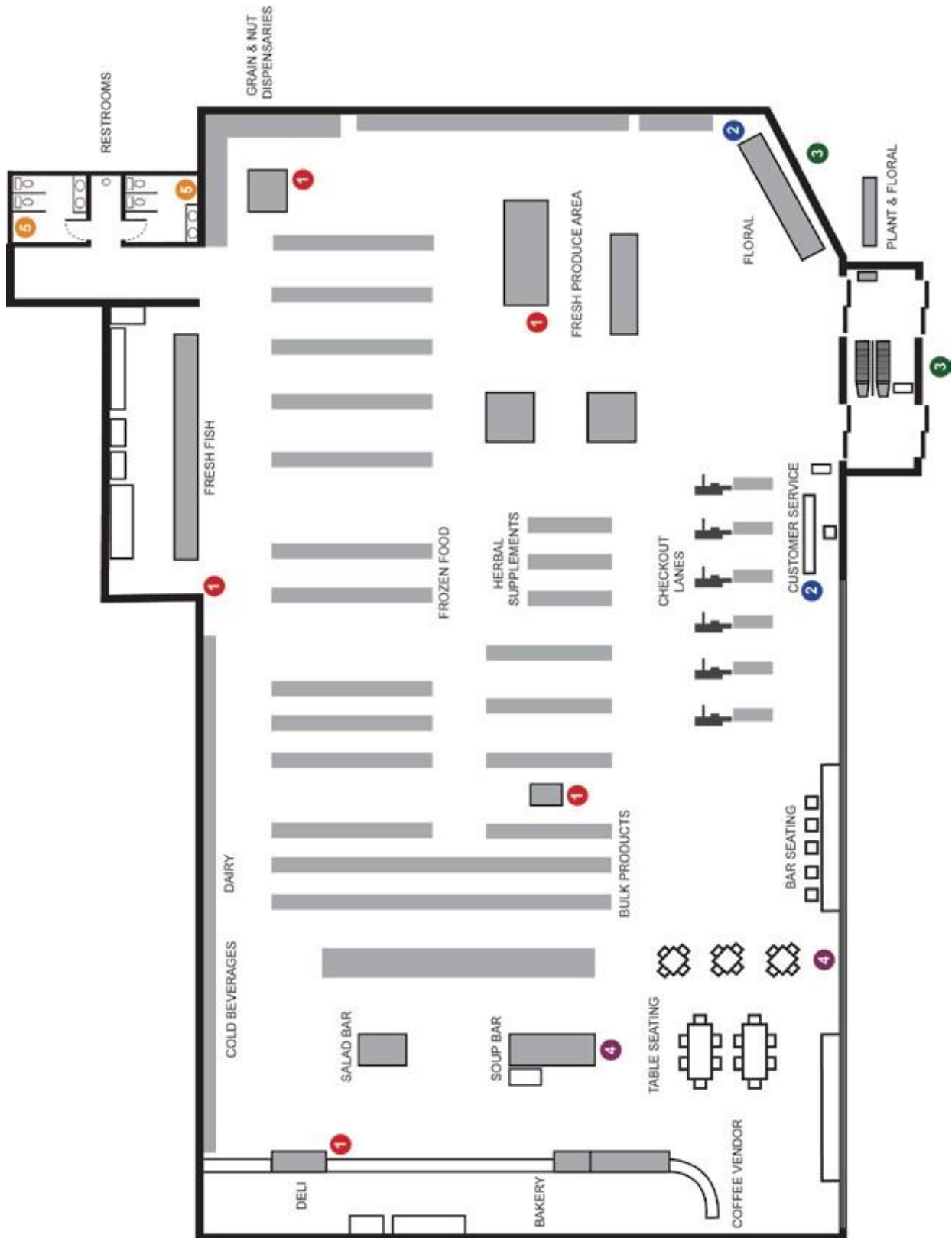


**Trashcans Unlimited, LLC | [www.trashcansunlimited.com](http://www.trashcansunlimited.com) | [sales@trashcansunlimited.com](mailto:sales@trashcansunlimited.com) | P: 800-279-3615**

# Table of Contents

01-04.....	Store Floor Plans
05.....	Dome Top Standard
06.....	Push Top Standard
07.....	Dome Top Monarch
08.....	Waste Watcher Stainless Steel
09.....	Emoti-Can Recycling
10.....	Dome Top Polished Metal Recycling
10.....	Aluminum Recycling
11.....	GeoCube Recycling
12.....	Dome Top Recycling
13.....	Oakley Standard
13.....	Oakley Square
14.....	Oakley Urn
14.....	Oakley Lids
15.....	Oakley Benches
16.....	EXP Standard
16.....	EXP Hot Dipped Galvanized
17.....	EXP Lids
18.....	Classic Ash Urn
18.....	Smoker's Mirage
19.....	The Celestial
19.....	Aluminum Series Standard
20.....	The Rookwood
20.....	The Lookout

# Store Plans



1



Dome Top

2



Dome Top Monarch

3



Oakley Standard

4



Emoti-Can Recycling

5



Stainless Steel Swing Top



1



Dome Top

2



Dome Top Monarch

3



Oakley Standard

4



Emoti-Can Recycling

5



Stainless Steel Swing Top





## Dome Top Standard

A timeless classic waste receptacle that can fit any environment.

- Rolled under stainless steel bottom offers superior floor protection
- Offers touchless, sanitary waste disposal
- All models feature galvanized steel liners
- Available in a wide variety of colors and finishes
- Available with 12, 15 and 20 gallon capacity

\* 412DTBK and 420DTBK only available in black



415DTBK

415DTAL

415DTWH

415DTSVN

415DTBL

415DTGN

Item #	Description	Capacity	Dimensions	Weight	Colors
412DTBK	Open top w/ galvanized liner	12 Gal	15" x 29"	20 lb	<div> <div>Silver Vein</div> <div>Black</div> <div>Almond</div> <div>White</div> <div>Blue</div> <div>Green</div> </div>
415DT	Open top w/ galvanized liner	15 Gal	15" x 35"	21 lb	
420DTBK	Open top w/ galvanized liner	20 Gal	18" x 34"	35 lb	

# Push Top Standard

Witt's best-selling Push Top Receptacle provides the ultimate high traffic and heavy use performance experience.

- Self-closing door that effectively controls odor
- Made from USA-sourced pre-galvanized steel for sustainability and maximum performance
- All models feature galvanized steel liners
- Stainless steel bottom band provides extra floor protection

\* 12DTWH only available in white



12DTWH



15DTAL



15DTBK



15DTBL



15DTSGN



15DTSVN

Item #	Description	Capacity	Dimensions	Weight	Colors
15DT	Push top w/ galvanized liner	15 Gal	15" x 35"	22 lb	<div><div></div> Silver Vein</div> <div><div></div> Black</div> <div><div></div> Almond</div> <div><div></div> White</div> <div><div></div> Blue</div> <div><div></div> Green</div>
12DT	Push top w/ galvanized liner	12 Gal	15" x 29"	20 lb	



## Dome Top Monarch

**Make a statement with a Witt Open Top Monarch Series Receptacle.**

- Four stylish designs to choose from
- Crafted with durable, fire-safe steel; features a strong steel shell
- Offers touchless, sanitary waste disposal
- All models feature galvanized steel liners



**ADA**



415DT-11

415DT-44

415DT-PM

415DT-22

Item #	Description	Capacity	Dimensions	Weight
415DT-11	Black / Brass open top w/ galvanized liner	15 Gal	15" x 35"	21 lb
415DT-44	Chrome / Black open top w/ galvanized liner	15 Gal	15" x 35"	21 lb
415DT-PM	Polished metal open top w/ galvanized liner	15 Gal	15" x 35"	21 lb
415DT-22	Black / Chrome open top w/ galvanized liner	15 Gal	15" x 35"	21 lb


# Waste Watchers Stainless Steel

Combines modern style with  
ultimate utility



- Choose from Swing Top or Push Top lid options
- Made of 100% recyclable USA-sourced steel
- Optional heavy duty plastic liner available
- Closed tops help control odor
- Classic yet functional form combined with sleek stainless steel design
- Available in many sizes to meet varied needs



Item #	Description	Capacity	Dimensions	Weight	Colors
13HTSS	Push top hamper and top, stainless steel	13 Gal	13" x 13" x 30"	20 lb	 Stainless Steel
21HTSS	Push top hamper and top, stainless steel	21 Gal	15" x 15" x 37"	27 lb	
36HTSS	Push top hamper and top, stainless steel	36 Gal	19" x 19" x 37"	34 lb	
1311HTSS	Swing top hamper and top, stainless steel	13 Gal	13" x 13" x 29"	18 lb	
1411HTSS	Swing top hamper and top, stainless steel	21 Gal	15" x 15" x 38"	24 lb	
1511HTSS	Swing top hamper and top, stainless steel	36 Gal	19" x 19" x 39"	33 lb	
13R	13 gallon rigid plastic liner	13 Gal	11" x 11" x 20"	3.5 lb	
21R	21 gallon rigid plastic liner	21 Gal	13" x 13" x 27"	5 lb	
36R	36 gallon rigid plastic liner	36 Gal	17" x 17" x 27"	7.5 lb	






# Emoti-Can Recycling

Great for companies seeking “green” compliance without sacrificing good design or valuable space.

- Lift off top makes servicing easy
- Stainless steel metal band is provided for superior floor protection
- Comes in two sizes: 15” and 18” diameter, and five different capacities with multiple configurations for maximum customization opportunities
- Choose one opening with one liner, two openings with two liners or three openings with three 100% recycled plastic liners for single, dual or multi-stream recycling
- Three opening units include the following labels: bottles, cans, bottles & cans, recyclables, waste, compost, and paper
- One and two opening units include these labels: cans, bottles & cans, recyclables, waste, compost, and bottles



## Lid Options



\*(15RTGN-1H & 15RTBL-1H ONLY)

Item #	Description	Capacity	Dimensions	Weight	Colors
15RT	Three opening recycling unit, three plastic liners	15.5 Gal	15" x 32"	25.5 lb	<div>Blue</div> <div>Black</div> <div>Green</div>
15RT-1H	One opening recycling unit, single galvanized liner	15 Gal	15" x 32"	24 lb	
18RT	Three opening recycling unit, three plastic liners	34.5 Gal	18" x 33"	36.5 lb	
18RT-1H	One opening recycling unit, single plastic liner	23 Gal	18" x 33"	28 lb	
18RT-2H	Two opening recycling unit, two plastic liners	24 Gal	18" x 33"	28 lb	

# Dome Top Polished Metal Recycling

Featuring our durable and attractive polished metal 100% recyclable steel body construction with visually striking recycling dome tops to promote environmentally responsible behavior.

- Features our strong steel shell body
- Open-top receptacle offers touch-less, sanitary recycling and waste disposal
- 100% recyclable galvanized steel liner and recycle decal included
- Available in three color options






415DT-PM-R

415DT-44BK-R

415DT-44BL-R



**ADA**

Item #	Description	Capacity	Dimensions	Weight	Colors
415DT-PM-R	Polished metal recycling open top, w/galvanized liner	15 Gal	15" x 35"	21 lb	 Polished Metal  Blue  Black
415DR-44R	Polished metal w/ painted dome top and recycle band, blue or black dome	15 Gal	18" x 35"	21 lb	

# Aluminum Recycling

An elegant solution for your indoor recycling needs.

- Designed of heavy gauge aluminum, which is both corrosion resistant and fire-safe
- Available in satin clear coat finish that is free from blemishes and spinning lines
- Reinforced two piece design creates an overlap area that prevents lid failure
- Two piece design creates an overlap area and eliminates the visibility of plastic liners
- Comes standard with rigid plastic liner




AL18-CLR-R

AL35-CLR-R



**ADA**

Item #	Description	Capacity	Dimensions	Weight	Colors
AL-18-CLR-R	Aluminum recycling receptacle w/ plastic liner	24 Gal	15" x 30.5"	23 lb	 Clear Coat
AL-35-CLR-R	Aluminum recycling receptacle w/ plastic liner	35 Gal	18" x 32"	35 lb	
AL-55-CLR-R	Aluminum recycling receptacle w/ plastic liner	55 Gal	24" x 35"	66 lb	



# GeoCube Recycling

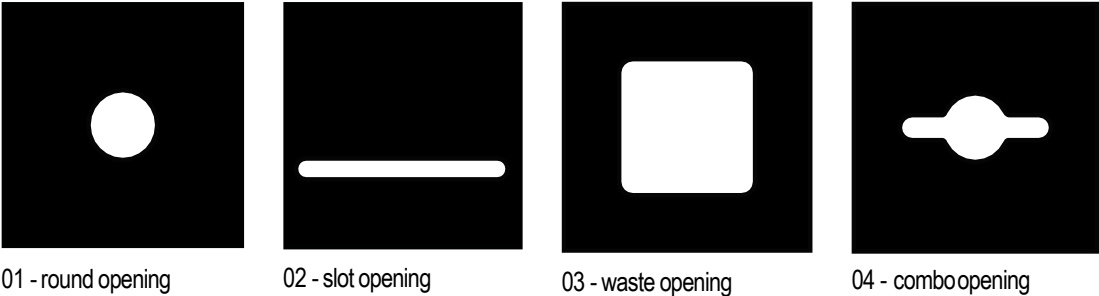
Witt’s best-selling, industry leading recycling system, the GeoCube Recycling Series, is perfect for separating waste and recyclables in public areas and encouraging environmentally responsible waste disposal.

- Space efficient receptacles for recycling
- Mix and match GeoCube for unique combinations
- Compact and fire-safe steel construction
- Each lid comes with one of the following decals:
  - 01: “Cans” and “Bottles”
  - 02: “Paper” and “Recycle”
  - 03: “Waste” and “Recycle”
  - 04: “Recycle” (two each)

\*optional “Plastic” and “Glass” available upon request



## Lid Options



Item #	Description	Capacity	Dimensions	Weight	Lids	Colors
24GC	GeoCube Recycling Unit	24 Gal	15" x 15" x 24"	24 lb	01, 02, 03, 04	<div> <div>●</div>Charcoal           <div>●</div>Slate         </div> <div> <div>●</div>Blue           <div>●</div>Scarlet Red         </div>
28GC	GeoCube Recycling Unit	28 Gal	15" x 15" x 28"	27 lb	01, 02, 03, 04	
32GC	GeoCube Recycling Unit	32 Gal	15" x 15" x 32"	31 lb	01, 02, 03, 04	
36GC	GeoCube Recycling Unit	36 Gal	15" x 15" x 36"	34 lb	01, 02, 03, 04	





415DTGN-R

415DTBL-R

415DTBK-R

## Dome Top Recycling

Our best-selling dome top design with the added benefit of doing something good for the environment.

- Features our strong steel shell body
- Open-top receptacle offers touchless, sanitary recycling and waste disposal
- 100% recyclable galvanized steel liner and recycle decal included
- Available in three color options



ADA

Item #	Description	Capacity	Dimensions	Weight	Colors
415DT-R	Open top, w/ galvanized liner	15 Gal	15" x 35"	21 lb	<div> <div></div> Blue           <div></div> Black         </div> <div> <div></div> Green         </div>





M2401-FT-BN

M3601-FT-BK



## Oakley Standard

Basic slatted receptacles are a staple in any location.

- Durable, long-lasting flat bar steel construction is a deterrent for graffiti
- Metal band at the top adds strength
- Available with five lid options: flat top, dome top, rain cap, swing top, and ash urn
- Durable plastic liner is included with each unit
- Lid attachment kit and an anchor kit are supplied with all units at no extra charge
- Comes standard with built-in leveling feet



## Oakley Square

Enhance your property with the beauty of the Oakley Square receptacle.

- Durable, long-lasting flat bar steel construction is a deterrent for graffiti
- Metal band at the top adds strength
- Durable plastic liner is included with each unit
- Lid attachment kit and an anchor kit are supplied with all units at no extra charge
- Comes standard with built-in leveling feet

Item #	Description	Capacity	Dimensions	Weight	Lids	Colors
M2401	Receptacle w/ plastic liner	24 Gal	23" x 35"	57 lb	FT, DT, RC, AT	<div>● Green</div> <div>● Brown</div>
M3601	Receptacle w/ plastic liner	36 Gal	28" x 36"	95 lb	FT, DT, RC, AT, SWT	<div>● Black</div> <div>● Silver</div>
M5001	Receptacle w/ plastic liner	50 Gal	28" x 36"	100 lb	FT, DT, RC, AT, SWT	<div>● Textured Black</div>
M3601-SQ-FT	Square receptacle w/ plastic liner	36 Gal	28" x 28" x 32.75"	130 lb.	FT	

# Oakley Urn

Complement your Oakley receptacle with a stylish, high performance Ash urn.

- Includes a pre-galvanized steel ash urn insert



M2000GN



M2000BN



M2000BK

Item #	Description	Capacity	Dimensions	Colors
M2000	Urn basket w/ galvaneal liner	17" x 36"	42 lb	<div> <div>Green</div> <div>Brown</div> <div>Black</div> <div>Silver</div> <div>Textured Black</div> </div>

# Oakley Lids

Our lids are made of a durable pre-galvanized metal and finished with powder coated TGIC paint for a stylish, high performance lid to complement any Witt receptacle.



Flat Top



Rain Cap



Dome Top



Ash Urn Lid



Swing Top

Item #	Description	Dimensions	Weight	Colors
M2401-FTL	Flat top lid	ID = 18.75"	3 lb	<div> <div>Green</div> <div>Brown</div> <div>Black</div> <div>Silver</div> <div>Textured Black</div> </div>
M2401-DTL	Dome top lid	ID = 18.75"	5 lb	
M2401-RCL	Rain top lid	ID = 18.75"	6 lb	
M2401-ATL	Ash urn lid	ID = 18.75"	5 lb	
M3601-FTL	Flat top lid	ID = 23.75"	5 lb	
M3601-DTL	Dome top lid	ID = 23.75"	9 lb	
M3601-RCL	Rain cap lid	ID = 23.75"	7 lb	
M3601-ATL	Ash urn lid	ID = 23.75"	7 lb	
SWT55	Swing top lid	ID = 23.75"	7 lb	



# Oakley Benches

The Oakley Collection of benches are great for municipalities, parks, universities, apartments, office complexes and city streets.

- Durable, long-lasting flat bar steel construction is a deterrent for graffiti
- Anchor kit is supplied with all units at no extra charge
- Durable TGIC powder-coated paint finish
- Available in 4, 5, or 6 foot length
- Center arm option available in 6 foot length to deter loitering
- Made in the USA



M5-BCH in Black



M4-BCH in Green



M6-BCH-ARM in Brown



Item #	Description	Dimensions	Weight	Colors
M4-BCH	Slatted metal bench	48" x 24" x 34"	77 lb	<div><div></div>Black<div></div>Silver</div> <div><div></div>Green<div></div>Brown</div> <div><div></div>Textured Black</div>
M5-BCH	Slatted metal bench	60" x 24" x 34"	96 lb	
M6-BCH	Slatted metal bench	72" x 24" x 34"	115 lb	



# EXP Standard

## Expanded Metal Basket Receptacle

- Hot dipped galvanized or powder coat finish for maximum wear resistance
- Added vertical ribs for reinforcement
- See through mesh is great for added safety in public areas
- Lid options include: dome top, flat top, rain cap, swing top and ash top
- Optional 36 gallon liner available



EXP- 52

# EXP Hot Dipped Galvanized

Offers an ultra-durable galvanized coating to stand up to the harshest environments and is perfect for beaches, lakes, pools, or wet areas and extreme climate changes

- Salt and chlorine resistant to corrosion
- Horizontal and vertical ribs for reinforcement
- Hot Dipped Galvanized Coating proven for years of use
- Can be used with or without liner
- Choose from two Hot Dipped Galvanized Lid Options : 5555G dome top or FT256G flat top

\*(Black & Galvanized ONLY)

Item #	Description	Capacity	Dimensions	Weight	Colors
EXP-52	Expanded metal outdoor container	48 Gal	23" x 33"	29 lb	<div>Green</div> <div>Red</div> <div>Black</div> <div>Blue</div> <div>Galvanized</div>
EXP-52NPBL	Expanded metal outdoor container w/ name plate, blue	48 Gal	23.75" x 33"	30 lb	

## Witt offers numerous accessory options to complement your EXP Collection receptacle



**Dome Top Lid**



**Swing Top Lid**



**Flat Top Lid**



**Flat Top Lid**



**Ash Top Lid**



**Rain Cap Lid**



**Flat Top Lid**



**Recycle Flat Top Lid**



**EXP Dome Top Lid**



**SMB Liner**



**Lid Attachment Kit**

Item #	Description	Dimensions	Weight	Colors
5555	Painted or galvanized dome top	ID = 23.75"	11 lb	BK, GN, DB, RD, G
EXP-DTLID	Plastic EXP dome top	ID = 23.75"	7 lb	BK
SWT55	Painted swing top	ID = 23.75"	11 lb	BL, BK, GN
FT256G	Galvanized flat top	ID = 23.75"	7.5 lb	G
FT255P	Painted flat top	ID = 23.75"	6 lb	GN
M3601-ATL	Ash urn lid	ID = 23.75"	7 lb	BK, GN
M3601-RCL	Rain cap lid	ID = 23.75"	7 lb	BK, GN
M3601-FTL	Flat top lid	ID = 23.75"	5 lb	BK, GN
M3601-FTL2H-RCL	Recycling flat top lid	ID = 23.75"	5 lb	BL
LIDKIT	Lid retainer kit for outdoor units	N / A	N / A	N / A
SMB36L	36 gallon SMB liner, black	20.25" x 30"	10 lb	BK



## Classic Ash Urn

Subtle and understated ash receptacles are perfect for indoor or outdoor use.



3000SVN



2000SVN

3000BK

2000BK

- 100% USA heavy gauge galvalume steel
- All-steel, fire-safe cigarette receptacle will not melt or burn and does not require sand or water
- Multiple sizes and configurations available
- Includes a pre-galvanized steel ash urn insert





Item #	Description	Capacity	Dimensions	Weight	Colors
2000	Ash urn	N/A	10" x 20"	6 lb	 Silver Vein  Black
3000	Ash-n-trash urn w/ galvanized liner	3 Gal	10" x 25"	9 lb	



## Smoker's Mirage

Our best-selling Smoker's Mirage continues to be a product of choice for neatly containing those ash and cigarette butt by-products in an easy-to-service design. Perfect for casinos, office entrances, restaurants, campuses, and apartment complexes.

- Designed for indoor or outdoor use
- Constructed of heavy gauge steel
- Large 4.5 gallon capacity removable steel container conceals more than 4,000 disposed cigarette butts for maximum capacity and minimal maintenance servicing



Item #	Description	Capacity	Dimensions	Weight	Colors
MSK	Smoker's Mirage	4.5 Gal.	16" x 39"	18 lb	 Black  Hammered Charcoal



## The Celestial

Designed for hospitality and hotel venues, suites in arenas and stadiums, class A office parks, as well as anywhere where high-end style and functionality are required.

- 25 Gallon Capacity
- Brushed stainless steel or powder coated receptacle with perforated holes
- Bag retainer bands included
- Standard with hinged lid
- Optional 21 gallon liner available

Item #	Description	Capacity	Dimensions	Weight	Colors	
CL25-SS	Stainless receptacle with perforated holes	25 Gal	15.5" x 15.5" x 30.5"	27 lb		Stainless Steel
CL25-BK	Receptacle with perforated holes	25 Gal	15.5" x 15.5" x 30.5"	27 lb		Black




## Aluminum Series Standard

New 55 gallon capacity will hold more in any facility that needs a modern and upscale look.

- 55 Gallon capacity
- Made with heavy gauge aluminum
- Corrosion-resistant and fire safe
- Satin finish is free from blemishes and spinning lines
- Reinforced two piece design creates an overlap area that prevents lid failure
- The two-piece design eliminates the visibility of plastic liners
- Comes standard with rigid plastic liner
- Opening measures 12" diameter



Item #	Description	Capacity	Dimensions	Weight	Colors	
AL55-CLR	Aluminum receptacle w/ plastic liner	55 Gal	24" x 35"	66 lb		Clear Coat





## The Rookwood

Perfect for entrances to grocery stores and C-stores, shopping malls, convention centers and arenas. This receptacle is great anywhere durability and functionality is needed.

- 32 Gallon capacity
- Receptacle comes complete, no assembly required
- Outdoor Receptacle with metal frame and aggregate panels
- Four sided trash opening
- Hinged lid for ease of servicing
- Includes galvanized liner
- Lockable Lid
- Leveling feet included



Item #	Description	Capacity	Dimensions	Weight	Colors
RW32AP-BN	Aggregate receptacle	32 Gal	16" x 39"	77 lb	<div>● Brown</div>



## The Lookout

Designed with safety and security in mind. Perfect for government buildings, transportation areas like airports and train stations, as well as any high traffic areas, stadiums, arenas, or anywhere where security is paramount.

- 55 Gallon capacity
- Clear panels
- Ability to anchor
- Drain holes
- Heavy-duty steel construction
- Retainer band to secure bag liner
- Protective coated base
- Made in the USA



Item #	Description	Capacity	Dimensions	Weight	Colors
SEC55P-BB-FT	Clear paneled receptacle	55 Gal	16" x 39"		<div>● Black</div>

