





Square StoneTec® with Dome Lid

Item#:

-  72041199 – Gray w/ Ashtone Panels
-  72041399 – Black w/ Pepperstone Panels
-  72041599 – Beige w/ Riverstone Panels
-  72041699 – Beige w/ Sedona Panels
-  72041499 – Black w/ Sedona Panels
-  72045299 – Black w/ Riverstone Panels
-  72043099 – Blue w/ Ashtone Panels
-  72045599 – Brown w/ Riverstone Panels *New*
-  72045499 – Forest Green w/ Riverstone Panels *New*

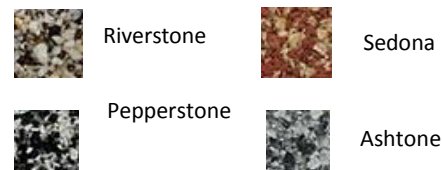


Unit Size	Capacity	Weight
18 1/2" W x 18 1/2" L x 41 3/4" H	42 Gallons	65 lbs

Material Process: Blow-Molded with HDPE

Standard Inclusions: Set of (4) 13 1/2"W x 19 3/4"H panels

Carton Size	# Cartons Shipped	Dimensional Wt.	Carton Wt.
Ctn1 – 19" L x 20" W x 35" H	(2) via UPS	Ctn1 – 80 lbs	Ctn1 – 60 lbs
Ctn2 – 18 1/2" L x 18 1/2" W x 16" H		Ctn2 – 35 lbs	Ctn2 – 8 lbs



Covered dome lid allows for easy access on all four sides. Receptacles perform well both indoors and outdoors. Panels are made using real stone for an attractive, upscale receptacle with extreme durability.

- Smooth surface of the StoneTec panels are easy to keep clean
- Generous 42-gallon trash capacity, uses 45 gallon trash bags and is perfect for high traffic areas
- Large 12.25" x 6" Openings on all four sides allow for convenient disposal
- Lid fits snug to base and lifts off for easy trash removal. Trash receptacle includes patented Grab Bag™ system and additional routed openings to secure trash bag in place
- Waste container* molded from high density polyethylene with PCR and panels made from durable, fiberglass-reinforced polymer formula
- Dome-shaped lid discourages the placement of garbage on top of unit and prevents rainwater from collecting in waste container
- Panels add approximately 40 lbs to the receptacle for greater stability
- Ships in two cartons; minimal assembly required
- 1-year warranty
- Made in the U.S.A.